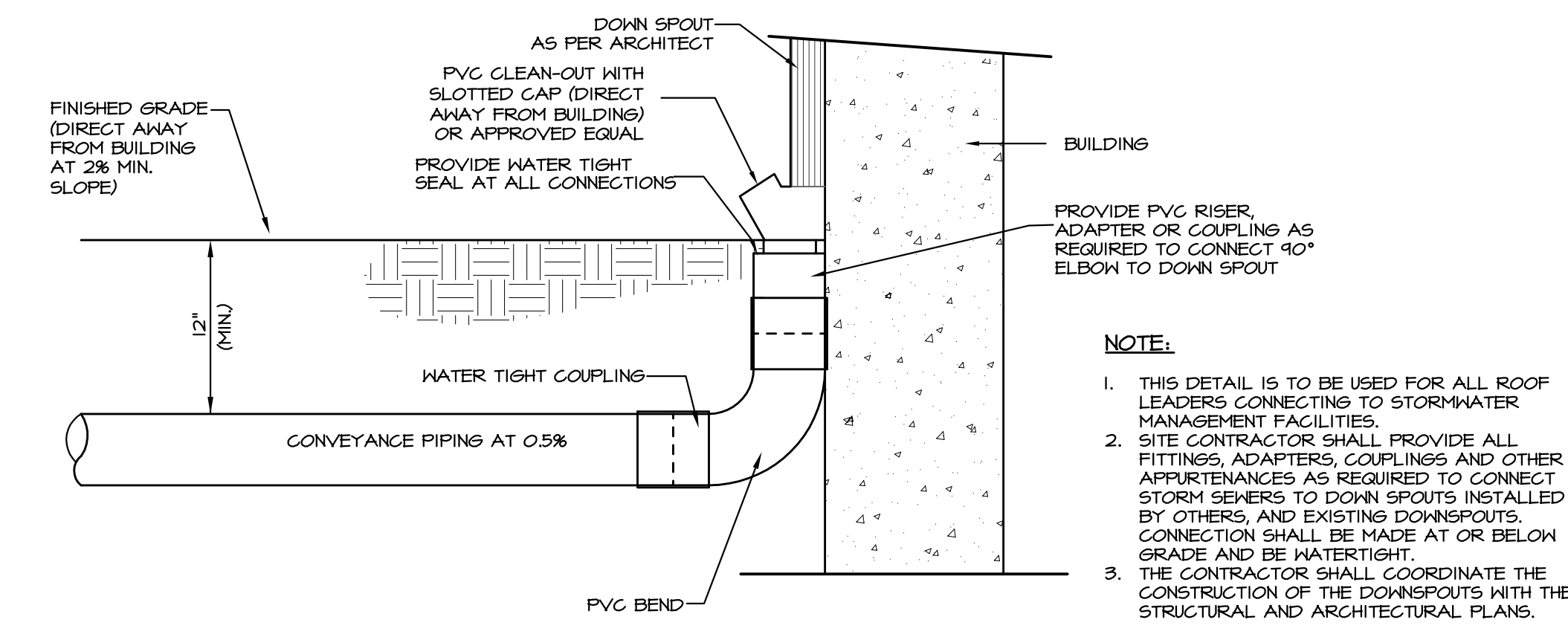


BITUMINOUS PAVING SCHEDULE

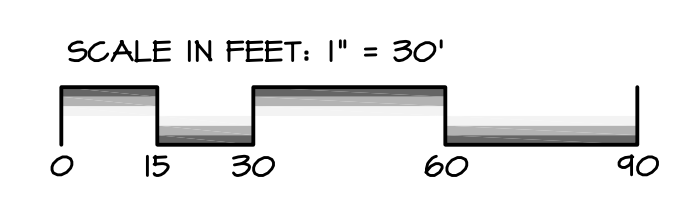
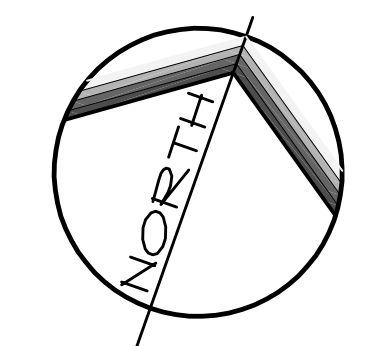
SYM	WEARING COURSE		BINDER COURSE		AGGREGATE BASE COURSE		LOCATION
	TYPE	COMPACTED THICKNESS	TYPE	COMPACTED THICKNESS	TYPE	COMPACTED THICKNESS	
A	SUPERPAVE 9.5 MM PG 64-22, 0.0 TO 0.3 MILLION ESAL'S, 50 GYRATIONS, SRL M	1.5"	SUPERPAVE 25 MM PG 64-22, 0.0 TO 0.3 MILLION ESAL'S, 50 GYRATIONS	3"	2A STONE	8"	PRIVATE ACCESS DRIVES/PARKING AREA

A BITUMINOUS PAVING SECTION/SCHEDULE
NOT TO SCALE



B CONNECTION TO DOWN SPOUT
NO SCALE

PLAN NOTE:
EXISTING IMPROVEMENTS, INCLUDING PAVING, WATER SERVICE LINE AND STORMWATER INFILTRATION TRENCH HAD BEEN PREVIOUSLY APPROVED AND INSTALLED. THE INFILTRATION TRENCH WAS ALLOWED TO BE EXPANDED TO ACCOUNT FOR A NEW 45x45' GARAGE. (SEE SEPARATE STORMWATER MANAGEMENT PLANS PREPARED BY RETEK, DATED: 05/04/2011 AND 03/26/2018) THIS PLAN WILL ALLOW THE GARAGE TO BE LOCATED ON A COMMERCIAL LOT.



SUBDIVISION LAYOUT PLAN LEGEND

	PROPERTY LINE		CONCRETE PAVING
	EASEMENT LINE		BITUMINOUS WALKWAY
	CENTERLINE		HANDICAP ACCESSIBLE PARKING
	RIGHT OF WAY LINE		CONCRETE MONUMENT
	BUILDING SETBACK LINE		IRON PIN
	FENCE LINE		SIGNAGE
	CONCRETE CURB		
	CLEAR SIGHT TRIANGLE		
	PROPOSED STORMWATER BASIN		
	TREE LINE		

REVISIONS PER:

NO.	DATE	BY
1.	-	-
2.	-	-
3.	-	-
4.	-	-
5.	-	-

EVA group, inc.
ENGINEERS - LANDSCAPE ARCHITECTS

743 S. BROAD ST.
LITITZ, PA 17543
(717) 626-7271
elagroup.com

SKETCH PLAN

SUBJECT: SUBDIVISION/LAND DEVELOPMENT PLAN FOR DUTCH VALLEY AUTO WORKS EAST HEMPFIELD TOWNSHIP, LANCASTER COUNTY, PENNSYLVANIA

CLIENT: **GEOFF McCOLLUM**
3331 COLUMBIA AVENUE
LANCASTER, PA 17603
717-394-6278

MANAGER: BDG DATE: MARCH 13, 2020

DESIGNER: BDG PROJECT NO. 1156-001

DRAWN BY: TMO SCALE: 1" = 30'

DRAWING: K1N156-Dutch Valley AutoW156-CO1LD-FinalSUBDIVISION.dwg - PLOTTED: Mar 25, 2020 8:45 am